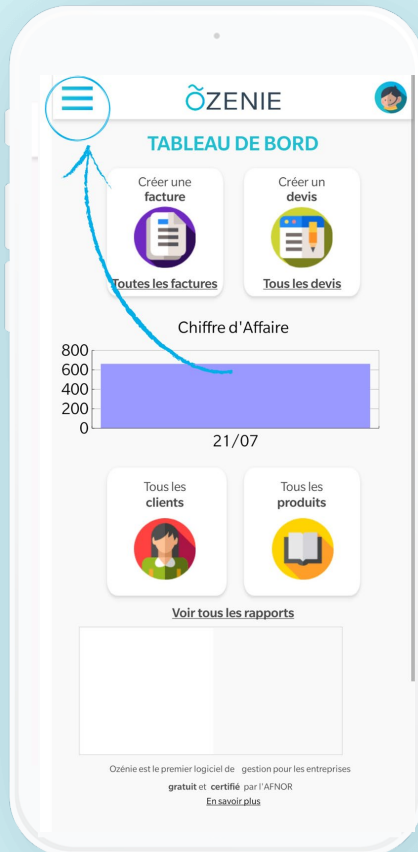


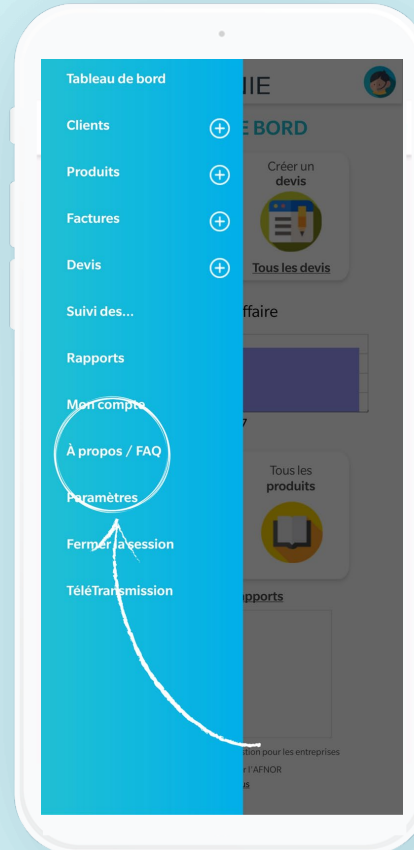
Comment contacter le service support ?

Comment contacter le service Support ? Restez Zen et suivez ces étapes !

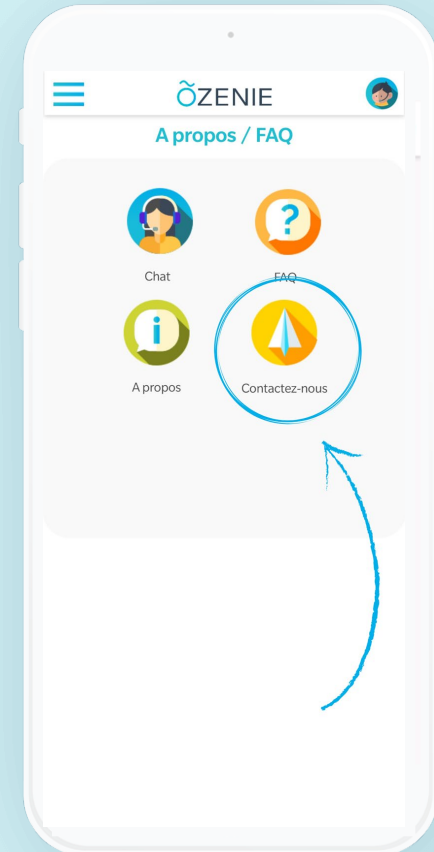
Cliquez sur **Menu**



Puis sur **A propos / FAQ**



Cliquez sur **Contactez-nous**



Comment contacter le service support ?

Cliquez sur les dates pour définir quand le service pourra vous appeler

Smartphone screen showing the 'Contactez-nous' form. The form includes a header with the ÖZENIE logo and navigation options. Below the header, there are radio buttons for 'Service Utilisateurs', 'Service Commercial', and 'Suggestion(s)'. A 'Thème' dropdown menu is set to 'titre 1'. The text 'Je souhaite être rappelé (sous réserve de crédit temps)' is followed by a date and time selector showing 'Le 15/07/2021 à 14:50'. Below this, there is a 'Solde : xxx minutes' field and an 'Acheter' button. A blue circle highlights the date and time selector, and a blue arrow points from it to the 'Acheter' button.

Définissez la date

Smartphone screen showing a calendar overlay for July 2021. The date 'Jeu. 15 juil.' is highlighted in green. The calendar shows the days of the week (L, M, M, J, V, S, D) and the dates from 1 to 31. The date 15 is circled in green. Below the calendar, there are 'ANNULER' and 'OK' buttons.

Écrivez votre demande

Smartphone screen showing the 'Contactez-nous' form. The form includes a header with the ÖZENIE logo and navigation options. Below the header, there are radio buttons for 'Service Utilisateurs', 'Service Commercial', and 'Suggestion(s)'. A 'Thème' dropdown menu is set to 'titre 1'. The text 'Je souhaite être rappelé (sous réserve de crédit temps)' is followed by a date and time selector showing 'Le 15/07/2021 à 14:50'. Below this, there is a 'Solde : xxx minutes' field and an 'Acheter' button. A large blue arrow points from the 'Acheter' button to a large text input field below. At the bottom of the screen, there is an 'Enregistrer' button.